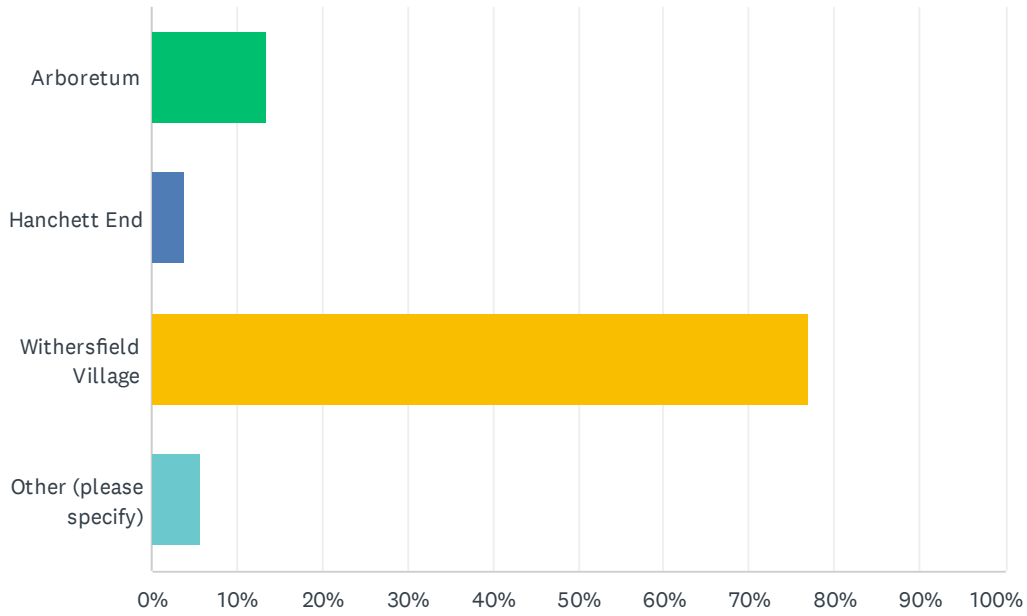


Q1 Where do you live in the Parish?

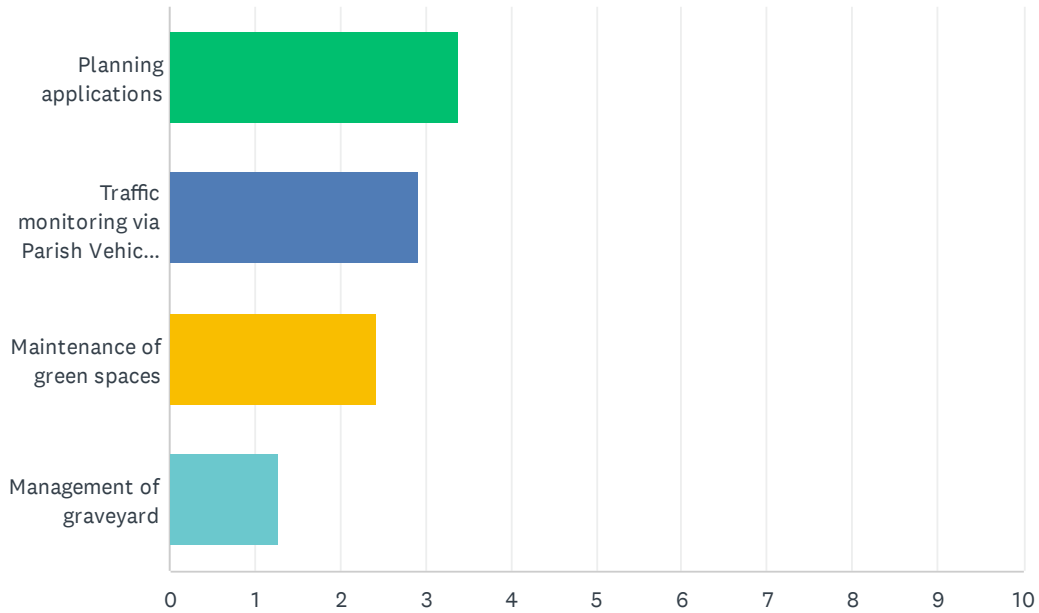
Answered: 52 Skipped: 0



ANSWER CHOICES	RESPONSES
Arboretum	13.46% 7
Hanchett End	3.85% 2
Withersfield Village	76.92% 40
Other (please specify)	5.77% 3
Total Respondents: 52	

Q2 Please use the arrows to rank the following issues in order of importance for the Parish Council to spend time on?

Answered: 49 Skipped: 3



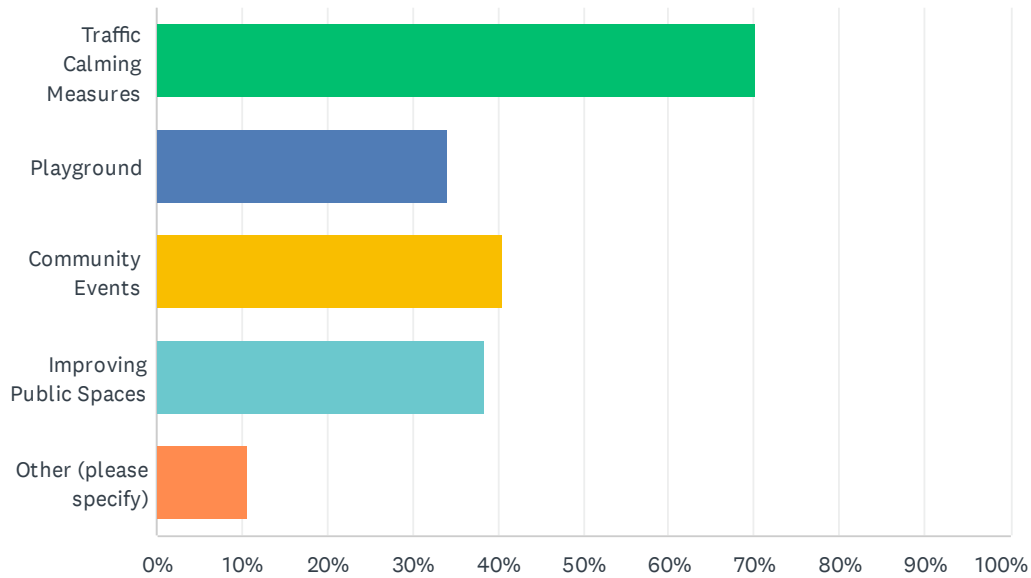
	1	2	3	4	TOTAL	SCORE
Planning applications	63.27% 31	18.37% 9	12.24% 6	6.12% 3	49	3.39
Traffic monitoring via Parish Vehicle Activated Sign (VAS)	24.49% 12	51.02% 25	16.33% 8	8.16% 4	49	2.92
Maintenance of green spaces	12.24% 6	24.49% 12	57.14% 28	6.12% 3	49	2.43
Management of graveyard	0.00% 0	6.12% 3	14.29% 7	79.59% 39	49	1.27

Q3 Are there any other issues you would like the Parish Council to spend time on?

Answered: 20 Skipped: 32

Q4 The Parish Council has a small fund to spend on Parish projects, please select which projects are most important to you? Select all that apply.

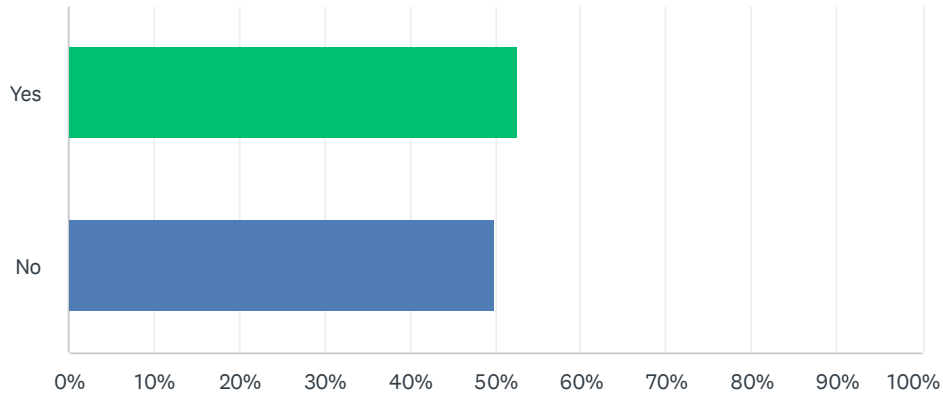
Answered: 47 Skipped: 5



ANSWER CHOICES	RESPONSES
Traffic Calming Measures	70.21% 33
Playground	34.04% 16
Community Events	40.43% 19
Improving Public Spaces	38.30% 18
Other (please specify)	10.64% 5
Total Respondents: 47	

Q5 Would you be willing to help the Parish Council with any of these projects?

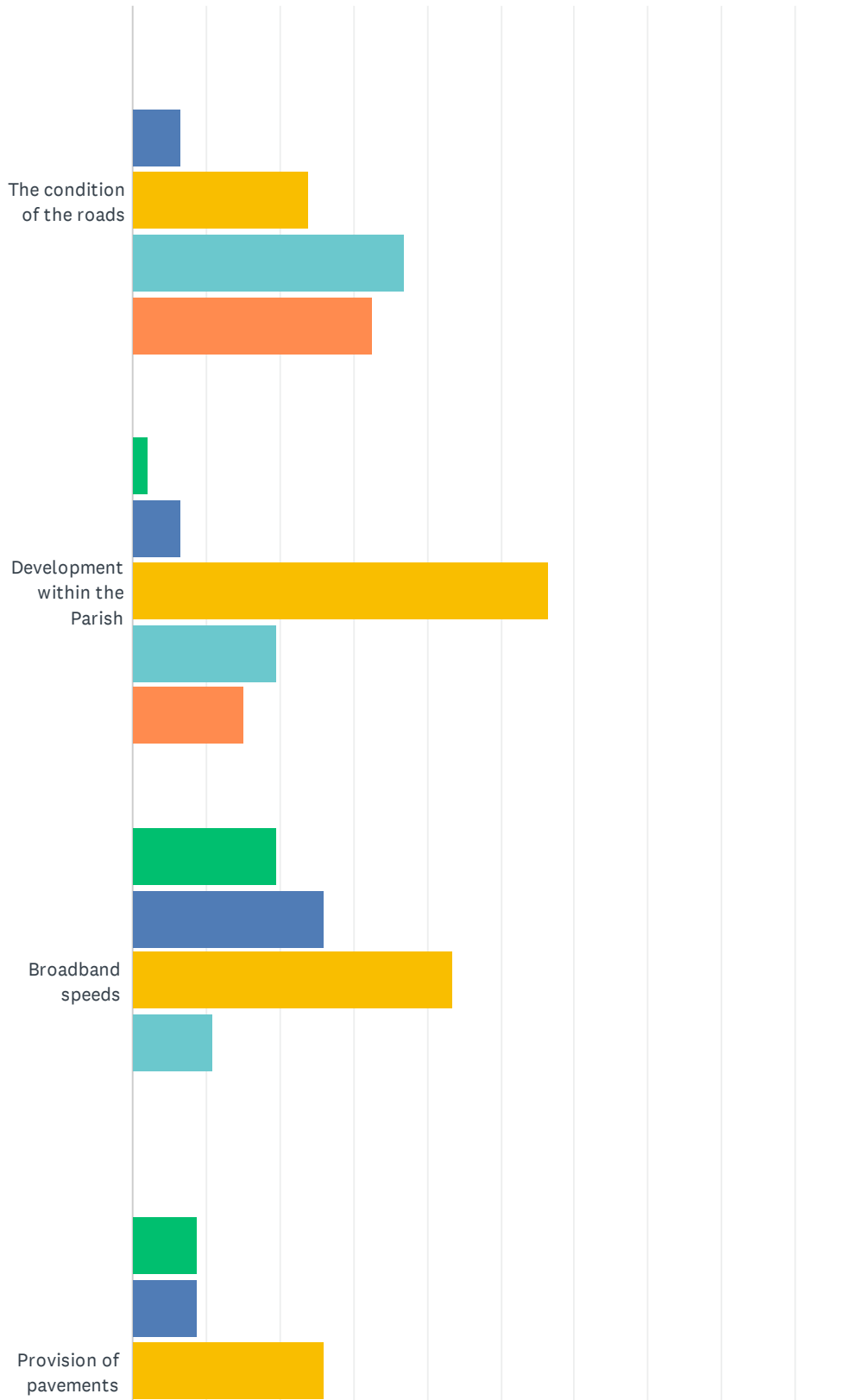
Answered: 38 Skipped: 14

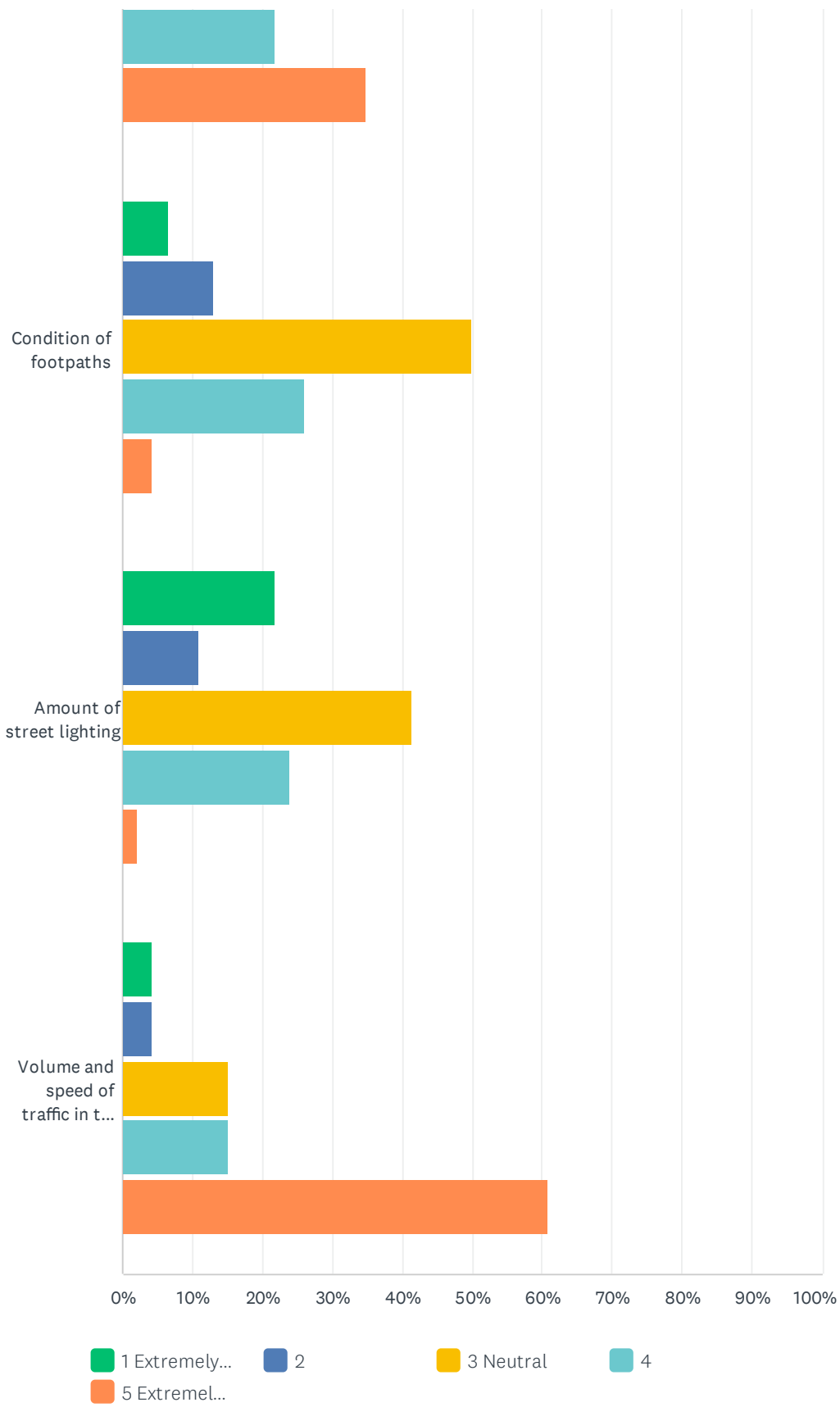


ANSWER CHOICES	RESPONSES	
Yes	52.63%	20
No	50.00%	19
Total Respondents: 38		

Q6 How satisfied are you with the following? Please tick one box in each row

Answered: 46 Skipped: 6





	1 EXTREMELY SATISFIED	2	3 NEUTRAL	4	5 EXTREMELY DISSATISFIED	TOTAL	WEIGHTED AVERAGE
The condition of the roads	0.00% 0	6.52% 3	23.91% 11	36.96% 17	32.61% 15	46	3.96
Development within the Parish	2.17% 1	6.52% 3	56.52% 26	19.57% 9	15.22% 7	46	3.39
Broadband speeds	19.57% 9	26.09% 12	43.48% 20	10.87% 5	0.00% 0	46	2.46
Provision of pavements	8.70% 4	8.70% 4	26.09% 12	21.74% 10	34.78% 16	46	3.65
Condition of footpaths	6.52% 3	13.04% 6	50.00% 23	26.09% 12	4.35% 2	46	3.09
Amount of street lighting	21.74% 10	10.87% 5	41.30% 19	23.91% 11	2.17% 1	46	2.74
Volume and speed of traffic in the Parish	4.35% 2	4.35% 2	15.22% 7	15.22% 7	60.87% 28	46	4.24

Q7 Do you have any suggestions for community events at the Village Hall?

Answered: 15 Skipped: 37

Q8 Please provide your name.

Answered: 31 Skipped: 21

ANSWER CHOICES	RESPONSES	
First name	100.00%	31
Last name	100.00%	31
	0.00%	0
	0.00%	0
	0.00%	0

Q9 Please provide your email address.

Answered: 31 Skipped: 21

ANSWER CHOICES	RESPONSES	
Email address	100.00%	31